










The Maya Homework Project

This term in History, the children will be learning about the 'Ancient Maya Civilisation'. Below are some examples of some things you can do at home as part of an optional homework project! You can pick and choose any of the ideas that from the examples provided below but you can also use any of your own creative ideas too. We will be collecting homework projects on **Monday 2nd December** they will not be marked but we would like to share our projects with each other after this date.

<p>Art</p> <p>Create a Mayan mask.</p> 	<p>Geography</p> <p>Locate where the Ancient Maya lived on world map and research facts about this place.</p> 	<p>Literacy</p> <p>Write a story set during the Maya civilisation.</p> 	<p>DT</p> <p>Create a model of a Mayan villa temple.</p> 
<p>Art</p> <p>Research Mayan glyphs and have a go at writing the symbols</p> 	<p>Geography</p> <p>Describe the human and physical features of a Mayan village.</p> 	<p>Literacy</p> <p>Create a holiday brochure advertising a trip to go back in time to visit the Maya.</p> 	<p>DT</p> <p>Have a go at cooking Mayan Tortilla other recipe - You can take photos write a food review about how tasty i</p> 
<p>History</p> <p>Who were the Maya? Create an information page/ booklet about their lives.</p> 		<p>Maths</p> <p>Find out about Mayan numbers and create a code breaker or quiz for other solve.</p> 